



LANDMARK™
VINYL FENCES



WHY LANDMARK?

MAINTENANCE-FREE, HIGH QUALITY, OUTSTANDING BEAUTY

Most people who seriously consider vinyl fencing have fairly predictable reasons. They're looking for a beautiful fence that will last a long time and require very little maintenance. They're people who prefer to use their time doing just about anything other than working on a fence.

If that's your motivation, you should know that not all vinyl fences are as long-lasting and maintenance-free as you might expect. By simply looking at a product, it's impossible to tell whether it contains high-quality compounds designed to resist peeling, flaking, corroding, rotting and abnormal discoloration.

At Landmark, we ensure the quality of our fences in ways that no other fence fabricator does, and then back our products with a lifetime warranty. Here's how:

MADE IN THE USA. All of our products are produced in the United States to strict, consistent manufacturing standards and inspected to ensure quality. In other words, we don't cut corners or compromise when it comes to quality. Some manufacturers choose to reduce quality in order to make prices more competitive, and imports from foreign countries have proven to be inconsistent, with poor-quality materials that won't stand the test of time. We know, because we regularly test those imports. Speaking of testing...

WE WEATHER TEST EVERY PRODUCT DELIVERY. The only way to ensure whether a product will resist weathering is through accelerated weather testing, and we're the only vinyl fence fabricator who has committed the resources necessary to perform the tests. At Landmark, we have invested heavily in a QUV Accelerated Weather tester used by laboratories around the world. The equipment gives us the ability to simulate many years of weathering in a matter of weeks. By testing in-house, we can take samples from every PVC delivery we receive. We are committed to providing the best product available, made with the best materials. Only by testing can a manufacturer validate that quality.

BETTER BY DESIGN. It takes more than testing to ensure a well-made fence. At Landmark, we build our fences with thick, professional-grade vinyl that's made with the highest quality compounds. The wall thicknesses of these products are more substantial than those of nearly any other fence. And while most fence fabricators reinforce the bottom rail with steel, we use corrosion-resistant aluminum in the bottom rail of our fences and in both the top and bottom of our railings to ensure stability. When gate hardware is required, we use the very best from D&D technologies, whose tough, award-winning products have been recognized in design and innovation competitions around the world.

WIDE SELECTION, SINGLE FOCUS. When it comes to the wide range of other products we offer, we insist on the same high standards that we apply to our fencing. A Landmark railing, arbor or pergola is constructed with the same professional-grade vinyl and high-quality components.

OUTSTANDING WARRANTY. Every vinyl fence product we offer comes with a lifetime warranty.

When you add up the benefits of a Landmark Vinyl Fence, we can assure you that you'll get exactly what you expect...a beautiful, low maintenance, lifetime fence. Which leaves you free to do...well, anything you want.

4 PRIVACY
FENCING

10 SEMI-PRIVACY
CONTEMPORARY
FENCING

16 RAILING

22 SPECIFICATIONS

6 WIDE RAIL PRIVACY
FENCING

12 CONTEMPORARY
PICKET FENCING

18 PERGOLA & ARBOR

8 SEMI-PRIVACY
FENCING

14 CLASSIC
PICKET FENCING

20 HARDWARE



PRIVACY

TURN OUTDOOR SPACE INTO YOUR PRIVATE PLACE

Fences can vary greatly in how much privacy they afford, depending on picket spacing and height. Of the many fencing types Landmark offers, our privacy fencing provides the greatest degree of solitude. With solid tongue and groove panels and heights up to 6 feet, these fences offer a visual and physical barrier to help you transform an outdoor living space into your personal refuge. A variety of fence top options provide style choices and allow more or less view through the fence top.

To maintain complete coverage, we design our privacy fences with a trim feature to eliminate a gap that often develops in other fences. This U-channel trim prevents gaps from forming between fence sections and the post due to uneven grades of your project or years of weathering. The lattice tops sections also include a similar side channel, specifically designed to eliminate gaps between lattice and post.




PRIVACY*

6" tongue and groove picket
Heights: 4', 5', 6'. New England Caps shown.



PRIVACY
WITH DIAGONAL LATTICE

6" tongue and groove picket
Heights: 4', 5', 6'. New England Caps shown.




PRIVACY
WITH SQUARE LATTICE

6" tongue and groove picket
Heights: 4', 5', 6'. New England Caps shown.




PRIVACY
WITH CLOSED SPINDLE TOP

6" tongue and groove picket
Heights: 4', 5', 6'. New England Caps shown.



PRIVACY
WITH OPEN SPINDLE TOP

6" tongue and groove picket
Heights: 4', 5', 6'. New England Caps shown.



PRIVACY
WITH SCALLOPED SPINDLE TOP

6" tongue and groove picket
Heights: 4', 5', 6'. New England Caps shown.



COLORS | White, Tan, available on all, *Khaki and Gray only available on Privacy style.
Actual colors may vary, contact your local dealer for more information.



Internal Flat Cap



External Flat Cap



New England Cap



Federation Cap



Gothic Cap



Ball Cap



Coachman Cap




Teardrop Cap

WIDE RAIL PRIVACY

A BOLDER, MORE DRAMATIC PRIVACY FENCE

Landmark wide rail privacy fencing is available in the same profiles, heights and includes the same lattice and spindle top options as our standard privacy line. Yet these fences have a 2" x 7" rail at the top and bottom of the solid fence portion rather than the standard 1-1/2" x 5-1/2" rail. The difference is primarily aesthetic, resulting in a fence that appears sturdier, more dramatic and more secure. The lattice and spindle toppers are capped with a 2" x 3-1/2" rail.



WIDE RAIL PRIVACY*

6" tongue and groove picket


Heights: 4', 5', 6'. New England Caps shown.



WIDE RAIL PRIVACY
WITH DIAGONAL LATTICE

6" tongue and groove picket


Heights: 4', 5', 6'. New England Caps shown.



WIDE RAIL PRIVACY
WITH SQUARE LATTICE

6" tongue and groove picket


Heights: 4', 5', 6'. New England Caps shown.



WIDE RAIL PRIVACY
WITH CLOSED SPINDLE TOP

6" tongue and groove picket


Heights: 4', 5', 6'. New England Caps shown.



WIDE RAIL PRIVACY
WITH OPEN SPINDLE TOP

6" tongue and groove picket

Heights: 4', 5', 6'. New England Caps shown.



WIDE RAIL PRIVACY
WITH SCALLOPED SPINDLE TOP

6" tongue and groove picket

Heights: 4', 5', 6'. New England Caps shown.



COLORS | White, Tan, available on all, *Khaki and Gray only available on Wide Rail Privacy style.
Actual colors may vary, contact your local dealer for more information.



Internal Flat Cap



External Flat Cap



New England Cap



Federation Cap



Gothic Cap



Ball Cap



Coachman Cap




Teardrop Cap

SEMI-PRIVACY


CUSTOMIZE HOW YOU DEFINE PRIVACY

A fence can provide many different degrees of privacy, so just how much is enough? It's a question that can only be answered by the person having the fence installed. That's why we offer semi-privacy fences with three different picket sizes, a choice of picket spacing, picket combinations and multiple accent tops. With those options, you can essentially custom design a fence that lets you decide how much to block and how much to let in, both visually and physically.




SEMI PRIVACY 6"

6" picket
Heights: 4', 5', 6'. Flat Caps shown.




SEMI PRIVACY 6" & 1-1/2"
WITH ALTERNATING PICKETS

6" picket/1-1/2" picket
Heights: 4', 5', 6'. Flat Caps shown.



SEMI PRIVACY 6"
BOARD ON BOARD

6" picket
Heights: 4', 5', 6'. Flat Caps shown.




SEMI PRIVACY 3"

3" picket
Heights: 4', 5', 6'. Flat Caps shown.



SEMI PRIVACY 3"
WITH DIAGONAL LATTICE

3" picket
Heights: 4', 5', 6'. Flat Caps shown.



SEMI PRIVACY 3"
WITH CLOSED SPINDLE TOP

3" picket
Heights: 4', 5', 6'. Flat Caps shown.



COLORS | White, Tan, available on all. Actual colors may vary, contact your local dealer for more information.



Internal Flat Cap



External Flat Cap



New England Cap



Federation Cap



Gothic Cap



Ball Cap



Coachman Cap




Teardrop Cap

SEMI-PRIVACY CONTEMPORARY


DEFINE YOUR AREA WITH A CRISP, CLEAN LOOK.

When choosing a fence design, it's important that it work visually with an existing home, landscape plan or other design elements on the property. Landmark offers a second line of semi-privacy fencing with a contemporary design, and more options that allow you to create the ideal outdoor setting with the degree of privacy that's right for you.




SEMI-PRIVACY CONTEMPORARY 3"
WITH 1" SPACE

3" picket
Heights: 3', 4', 5', 6'. Flat Caps shown.




SEMI-PRIVACY CONTEMPORARY 1 1/2"
WITH 1 3/4" SPACE

1 1/2" picket
Heights: 3', 4', 5', 6'. Flat Caps shown.




SEMI-PRIVACY CONTEMPORARY
ALTERNATING WITH 2" SPACE

3" picket/1 1/2" picket
Heights: 3', 4', 5', 6'. Flat Caps shown.




SEMI-PRIVACY CONTEMPORARY 3"
WITH 3 3/4" SPACE

3" picket
Heights: 3', 4', 5', 6'. Flat Caps shown.



SEMI-PRIVACY CONTEMPORARY 1 1/2"
WITH 3 1/2" SPACE

1 1/2" picket
Heights: 3', 4', 5', 6'. Flat Caps shown.



SEMI-PRIVACY CONTEMPORARY
ALTERNATING WITH 3 1/2" SPACE

3" picket/1 1/2" picket
Heights: 3', 4', 5', 6'. Flat Caps shown.



COLORS | White, Tan, available on all. Actual colors may vary, contact your local dealer for more information.



Internal Flat Cap



External Flat Cap



New England Cap



Federation Cap



Gothic Cap



Ball Cap



Coachman Cap




Teardrop Cap

CONTEMPORARY PICKET

AN AMERICAN TRADITION, REDEFINED AND REDESIGNED


Landmark contemporary picket fencing has a distinct design with a clean look from either side of the fence. But unlike a traditional picket fence, the pickets of this fence go through the rail rather than attach to one side. As a result, the fence appears identical and uniform from both sides.

With heights ranging from 3' to 6', these fences have many uses, from a low, traditional front yard enclosure to one that provides greater security.




CONTEMPORARY 3"
WIDE SPACE

3" picket
Heights: 3', 4', 5', 6'. New England Caps shown.




CONTEMPORARY 3"
NARROW SPACE

3" picket
Heights: 3', 4', 5', 6'. New England Caps shown.




CONTEMPORARY 1-1/2"
NARROW SPACE

1 1/2" picket
Heights: 3', 4', 5', 6'. New England Caps shown.




CONTEMPORARY 3"
WIDE SPACE SCALLOPED

3" picket
Heights: 3', 4', 5', 6'. New England Caps shown.



CONTEMPORARY 3"
NARROW SPACE SCALLOPED

3" picket
Heights: 3', 4', 5', 6'. New England Caps shown.



CONTEMPORARY 1-1/2"
NARROW SPACE SCALLOPED

1 1/2" picket
Heights: 3', 4', 5', 6'. New England Caps shown.



COLORS | White, Tan, available on all. Actual colors may vary, contact your local dealer for more information.



7/8"x3" Dog Eared Picket Cap



7/8"x3" Spade Picket Cap



7/8"x1-1/2" Spade Picket Cap



Internal Flat Cap



External Flat Cap



New England Cap



Federation Cap



Gothic Cap



Ball Cap



Coachman Cap




Teardrop Cap

CLASSIC PICKET

THE ALL-AMERICAN FENCE FOR THE ALL-AMERICAN HOME


There's something comforting about a traditional, classic picket fence. It's a barrier that keeps animals out and helps defines property boundaries. But it also has an inviting, neighborhood character. Mostly, the classic picket is the fence that says, "This is my home." In fact, there's only one thing about our classic picket that varies from the fence that has always defined the American home...it doesn't require any of the same time-consuming maintenance.

But unlike an old, wooden picket fence, the pickets of this fence go through the rail rather than attach to one side. As a result, the fence appears identical and uniform from both sides. And while wooden fences have fasteners that loosen over time and pickets that fall out of place, the pickets on our fence will remain in place, uniformly spaced, for the life of the fence.




CLASSIC STRAIGHT TOP

1 1/2" square picket
Heights: 3', 4', 5', 6'. New England Caps shown.




CLASSIC STEPPED TOP

1 1/2" square picket
Heights: 3', 4', 5', 6'. New England Caps shown.




CLASSIC SCALLOPED TOP

1 1/2" square picket
Heights: 3', 4', 5', 6'. New England Caps shown.




CLASSIC STAGGERED TOP

1 1/2" square picket
Heights: 3', 4', 5', 6'. New England Caps shown.



CLASSIC SCALLOPED
STAGGERED TOP

1 1/2" square picket
Heights: 3', 4', 5', 6'. New England Caps shown.



CLASSIC CLOSED TOP

1 1/2" square picket
Heights: 3', 4', 5', 6'. New England Caps shown.



COLORS | White, Tan, available on all. Actual colors may vary, contact your local dealer for more information.



Internal Flat Cap



External Flat Cap



New England Cap



Federation Cap



Gothic Cap



Coachman Cap



Pyramid Picket Cap

RAILING

THE PLACE WHERE YOU RELAX SHOULD BE WORRY-FREE

Maintaining a wooden porch or deck railing can be a time-consuming and expensive chore. Rather than spend time and money applying and reapplying sealers or paints, you can avoid the headaches with Landmark Vinyl Railings.

Our railing selection combines the safety and functionality of a traditional railing with the timeless beauty and low-maintenance of vinyl fencing. For stability and extra security, top and bottom rails are reinforced with aluminum for strength and corrosion-resistant performance. And because Landmark uses only the highest-quality, performance-tested components, your Landmark railing will not rot, peel or become abnormally discolored. Instead, you'll relax behind a railing that will maintain its beauty and safety for years to come.



STRAIGHT RAIL WITH
TRADITIONAL BALUSTER

1 1/2" square picket
Flat Caps shown.



T RAIL WITH TRADITIONAL
BALUSTER

1 1/2" square picket
Flat Caps shown.



STRAIGHT RAIL WITH
AMERICAN BALUSTER

1 1/2" square picket
Flat Caps shown.



T RAIL WITH AMERICAN
BALUSTER

1 1/2" square picket
Flat Caps shown.



COLORS | White, Tan, available on all. Actual colors may vary, contact your local dealer for more information.



Internal Flat Cap



External Flat Cap



New England Cap



Federation Cap



Gothic Cap



Ball Cap



Coachman Cap



Teardrop Cap

PERGOLA & ARBOR


THE BEAUTIFUL, MAINTENANCE-FREE WAY TO GROW

Consider what's required to maintain or repaint an arbor, pergola or trellis after it's been exposed to the weather for a few years. With their many angles, overlapping lattice and the sheer number of pieces involved, it's not a task to take lightly. And when climbing vines become intertwined, maintenance is almost impossible.

That's why Landmark Vinyl is the ideal solution for your arbor, pergola or trellis. It's thick, professional-grade vinyl won't abnormally discolor and it will never need painting. And because our products are covered by our lifetime warranty, your pergola, arbor or trellis is home to stay.



SUBURBAN ARBOR




CLASSIC ARBOR



CONTEMPORARY ARBOR



GARDEN ENTRY PERGOLA



CASCADE ARBOR

 **COLORS** | White. Actual color may vary, contact your local dealer for more information.



HARDWARE

INNOVATIVE, DURABLE, AWARD-WINNING DESIGNS

We believe that choosing the right gate hardware is absolutely essential to the long-term performance and safety of our products. That's why all our latches, hinges and other hardware have been carefully selected, based on their outstanding design and superior durability. Some of these hardware components have been recognized internationally for design and safety. The innovative MagnaLatch®, for example, has received an International Invention Award in Geneva, a Kidsafe Product Award and the prestigious Australian Design Award.

In addition to award-winning MagnaLatch® and Lokk•Latch® hardware, Landmark also offers hinges, innovative drop rods and other hardware.



ALUMINUM POST STIFFENER



STAINLESS STEEL GATE LATCH



LOKK•LATCH®



POST STIFFENER BRACKETS



MAGNALATCH®



LOKK•LATCH DELUXE



DROP ROD



STAINLESS STEEL GATE HINGE



GATE HANDLE



LOCKING DROP ROD



MULTI ADJUST TRU-CLOSE HINGE

SPECIFICATIONS

STYLE	PICKET SIZE	PICKET SPACING	NOMINAL ON-CENTER SECTION WIDTH
Privacy	7/8" x 6" T/G	N/A	95" with 5" post
Privacy with Lattice	7/8" x 6" T/G	N/A	95" with 5" post
Privacy with Spindle Top**	7/8" x 6" T/G **1 1/2" x 1 1/2"	N/A ** 2"	95" with 5" post
Wide Rail Privacy*	7/8" x 6" T/G	N/A	95" with 5" post
Wide Rail Privacy with Lattice*	7/8" x 6" T/G	N/A	95" with 5" post
Wide Rail Privacy with Spindle Top* **	7/8" x 6" T/G **1 1/2" x 1 1/2"	N/A ** 2"	95" with 5" post
Semi-Privacy 3"	7/8" x 3"	1/2"	96" with 5" post
Semi-Privacy 3" with Lattice	7/8" x 3"	1/2"	96" with 5" post
Semi-Privacy 3" with Spindle Top**	7/8" x 3" **1 1/2" x 1 1/2"	1/2" ** 2"	96" with 5" post
Semi-Privacy 6"	7/8" x 6"	1/2"	96" with 5" post
Semi-Privacy 6" with Lattice	7/8" x 6"	1/2"	96" with 5" post
Semi-Privacy 6" with Spindle Top**	7/8" x 6" **1 1/2" x 1 1/2"	1/2" ** 2"	96" with 5" post
Semi-Privacy Alternating Picket	7/8" x 6" & 7/8" x 1 1/2"	1/2"	96" with 5" post
Semi-Privacy Alternating Picket with Lattice	7/8" x 6" & 7/8" x 1 1/2"	1/2"	96" with 5" post
Semi-Privacy Alternating Picket with Spindle Top**	7/8" x 6" & 7/8" x 1 1/2"**, 1 1/2" x 1 1/2"	1/2" ** 2"	96" with 5" post
Board on Board	7/8" x 6"	4 5/8"	96" with 5" post
Board on Board with Lattice	7/8" x 6"	4 5/8"	96" with 5" post
Board on Board with Spindle Top**	7/8" x 6" **1 1/2" x 1 1/2"	4 5/8" ** 2"	96" with 5" post
Semi-Privacy Contemporary 1 1/2" with 1 3/4" space	7/8" x 1 1/2"	1 3/4"	96" with 5" post
Semi-Privacy Contemporary 1 1/2" with 3 1/2" space	7/8" x 1 1/2"	3 1/2"	96" with 5" post
Semi-Privacy Contemporary 3" with 1" space	7/8" x 3"	1"	96" with 5" post
Semi-Privacy Contemporary 3" with 3 3/4" space	7/8" x 3"	3 3/4"	96" with 5" post
Semi-Privacy Contemporary Alternating with 2" space	7/8" x 1 1/2" and 2 - 7/8 x 3"	2"	96" with 5" post
Semi-Privacy Contemporary Alternating with 3 1/2" space	7/8" x 1 1/2" and 2 - 7/8 x 3"	3 1/2"	96" with 5" post
Contemporary 3" Picket Wide space	7/8" x 3"	2 7/8"	95" with 4" Post
Contemporary 3" Picket Narrow space	7/8" x 3"	1 3/4"	95" with 4" Post
Contemporary 1 1/2" Picket Wide space	7/8" x 1 1/2"	2 7/8"	95" with 4" Post
Contemporary 1 1/2" Picket Narrow space	7/8" x 1 1/2"	1 3/4"	95" with 4" Post
Classic Picket	1 1/2" x 1 1/2"	2"	96" with 5" post
Straight Rail with Traditional Baluster***	1 1/2" x 1 1/2" Square Spindle	3 1/4"	97 1/2" *** with 4" Post
T-Rail with Traditional Baluster***	1 1/2" x 1 1/2" Square Spindle	3 1/4"	97 1/2" *** with 4" Post
Straight Rail with American Baluster***	1 1/2" x 1 1/2" Turned Spindle	3 1/4"	97 1/2" *** with 4" Post
T-Rail with American Baluster***	1 1/2" x 1 1/2" Turned Spindle	3 1/4"	97 1/2" *** with 4" Post

* Aluminum Reinforcement Note: Standard on all fences except Wide Rail Privacy series fences.

** Spindle top specification.

*** Railing section widths are for straight sections. Stairway sections cover less distance.

RAIL SIZE

Top & Bottom 1 1/2" x 5 1/2"
Top 2" x 3 1/2" Middle & Bottom 1 1/2" x 5 1/2"
Top & Mid 2" x 3 1/2" Bottom 1 1/2" x 5 1/2"
Top & Bottom 2" x 7"
Top 2" x 3 1/2" Middle & Bottom 2" x 7"
Top 2" x 3 1/2" Middle & Bottom 2" x 7"

Top & Bottom 1 1/2" x 5 1/2" (6'h - mid 2" x 3 1/2")
Top 2" x 3 1/2" Middle & Bottom 1 1/2" x 5 1/2"
Top & Mid 2" x 3 1/2" Bottom 1 1/2" x 5 1/2"
Top & Bottom 1 1/2" x 5 1/2" (6'h - mid 2" x 3 1/2")
Top 2" x 3 1/2" Middle & Bottom 1 1/2" x 5 1/2"
Top & Mid 2" x 3 1/2" Bottom 1 1/2" x 5 1/2"
Top & Bottom 1 1/2" x 5 1/2" (6'h - mid 2" x 3 1/2")
Top 2" x 3 1/2" Middle & Bottom 1 1/2" x 5 1/2"
Top & Mid 2" x 3 1/2" Bottom 1 1/2" x 5 1/2"

Top & Bottom 3 1/4" x 3 1/4" (6'h - mid 2" x 3 1/2")
Top 2" x 3 1/2" Mid & Bottom 3 1/4" x 3 1/4"
Top 2" x 3 1/2" Mid & Bottom 3 1/4" x 3 1/4"

2" x 3 1/2" (5' & 6' h. 3 rails)
2" x 3 1/2" (5' & 6' h. 3 rails)
2" x 3 1/2" (5' & 6' h. 3 rails)
2" x 3 1/2" (5' & 6' h. 3 rails)
2" x 3 1/2" (5' & 6' h. 3 rails)
2" x 3 1/2" (5' & 6' h. 3 rails)

2" x 3 1/2"
2" x 3 1/2"
2" x 3 1/2"
2" x 3 1/2"

Top 2" x 3 1/2" Bottom 2" x 6" (If Needed, Mid 2"x 3 1/2")

Top & Bottom 2" x 3 1/2"
Top 3 1/2" T-Rail Bottom 2" x 3 1/2"
Top & Bottom 2" x 3 1/2"
Top 3 1/2" T-Rail Bottom 2" x 3 1/2"





2279 South Clinton Ave
South Plainfield, NJ 07080
LandmarkVinyl.com

